



SHIRIKISHO LA MPIRA
WA MIGUU TANZANIA

FINANCIAL STATEMENTS

FOR THE YEAR ENDED 31ST
DECEMBER 2022





Dear Tanzania football family;

I am very delighted to present to you with this, the TFF's Financial Statements for the year ended 31st December, 2022. Year 2022 was successful in terms of football, particularly Women Football, as for the first time Tanzania was among the countries that played the FIFA U-17 Women's World Cup hosted by India. The team successfully played into quarter final matches. Women youth team showed a way to success needs dedication and hardworking. I take this opportunity to congratulate the players, technical bench and all for supporting the team to reach such a high position in FIFA World Cup competitions.

In a particular way, I take this opportunity to congratulate our government under leadership of Her Excellence, Dr. Samia Suluhu Hassan, The President of the United Republic of Tanzania for support to the National Teams, particularly women teams. During the qualification competitions, she tirelessly showed support to these young queens, who worked so hard to eliminate Cameroun, which is experienced team in the final qualification match.

I also congratulate everyone who participated to ensure we clinch this high level of achievements in Football, essentially Women Football.

In the year Tanzania hosted the Confederation of African Football (CAF) General Assembly which was held in Arusha headed by the President of CAF, Dr. Patrice Motsepe, attended by the President of the World Football Federation (FIFA), Gianni Infantino and the President of the Qatar Football Association (QFA), Sheikh Hamad Al Thani.

In short year 2022 was one of the successful years in the history of TFF football management, particularly in Women Football.


Wallace Karia
TFF President



To all football lovers, brothers and sisters,

I would like to thank everybody for supporting and participating in football development initiatives carried out in all regions of the country. We have improved performance, strengthened financial management and improve transparency to all members and to the public at large.

During the year we continuously improving automation of financial activities to cut costs and improve reporting to members at other stakeholders.

In the year we all noticed improvement of women football particularly the U-17 who went on to qualify for the FIFA U-17 Women's World Cup in India, excelling up to the quarterfinals of the competitions. This has been a huge achievement in Tanzania football history and we thank everyone for being part of the achievements.

Current Football development is expected to improve technical staff, members and players following completion of the two Technical Sports Centres. Costs related to accommodations will decrease during training essentially for youth teams, while increasing the number of days for training national teams.

In addition, courses which used to be conducted to hotels, will now be trained at the technical sports centers with the new facilities thus improve efficiency.

Always with planning ahead for the long-term development of football in Tanzania, we expect to start Phase II of construction on the Technical Sports Centers using FIFA Forward 3.0 grant, aiming at refining football, helping the talented youth on and off the pitch.

We now present the Financial Statements for the year ended 31st December, 2022 prepared adopting IFRS requirements.

Yours faithfully,

A handwritten signature in black ink, appearing to read 'Kidao Wilfred', written in a cursive style.

Kidao Wilfred

TFF General Secretary



This year we managed to achieve significant performance level, the annual result came in at TZS 10.97 billion while we lived through a challenging year, our team revealed what TFF objectively focuses on. Even though the effects of previous finance challenges continued to affect finances, TFF has carried out actions to mitigate this effect, prioritizing on marketing of TFF brands doing everything possible so that the finances of TFF improved, essentially by cost cutting. We closed the 2022 financial year with operating income of TZS 10.97 billion, which were directly used for football development. Our strength is more than guaranteed, with Total Assets of about TZS 42.7 billion, and total Net Worth of TZS 36.2 billion. Like every year, and ensuring transparency above all else, these figures have been will be audited by the renowned auditing firm TAC Associates.

Confidently, one of the biggest successes of 2022 came with the Qualification for FIFA U17 Women's World Cup, which was held in India. Tanzania managed to reach quarterfinals.


Our objective is always to strengthen financial position in the eyes of every football family member and being trusted by all. As we continue building the success story, I very pleased to share the Financial Statements for the year ended 31st December, 2022 with you all.

Yours faithfully,


A handwritten signature in black ink, appearing to be 'Athuman Nyamlani', written in a cursive style.

Athuman Nyamlani
Chairman of Finance & Planning Committee


Financial Review 2022




**TZS 10.97 billion
Total Revenue 2022**




**TZS 12.37 billion,
Total Expenditure
2022**



**TZS 1.4 billion,
Deficit Operation
Results**



**TZS 75 million,
Cash Balance 2022**



**TZS 36.2 billion,
Net Worth 2022**

Overview

The last day of the year 2022 saw TFF finish the year with a deficit of TZS 1.4 billion. In the year the Federation had observed that the sources of income cannot fully fund the annual activities as planned for the whole year. The information reveals that TFF still has to change strategies to face its financial challenges. During the year we received the assistance from FIFA to support U-17 Women Team for qualification matches. It was a boost that helped us to qualify for the FIFA U-17 Women's World Cup, which was held in India.

Revenue

Total revenue in 2021 was TZS 209 million more than the previous year. The increase is small and it cannot be explained in details following the situation we faced in income generation.

Expenditure

During the year the Federation's normal expected expenditure increased due to more football activities that included qualification tournaments that needed international travels. Due to that efforts, we qualified for the FIFA U-17 Women' World Cup which was held in India. Expenditure for services increased because the Federation was supposed to go ahead without cancellation of such international matches and pay the expenses.

Cash Balance

At the year end, the cash balance was TZS 75 million at the end of year 2022. Normally our cash balances fluctuate considerably during the year because the cash inflow and the outflow are not smooth, and receipt and payment dates are variable.

REPORT OF THE EXECUTIVE COMMITTEE FOR THE YEAR ENDED 31ST DECEMBER, 2022.

The Executive Committee presents its report together with audited financial statements, which disclose the state of affairs of Tanzania Football Federation for the year ended 31st December, 2022. Pages 35 to 57 contain the financial statements including explanatory notes.

1.1. BACKGROUND TO ESTABLISHMENT

The Football Association of Tanzania was established in 1964 under the auspices of the Dar es Salaam League, which was then the Tanganyika Football Association. Tanzania Football Federation (TFF), formally Football Association of Tanzania (FAT), domiciled in Ilala District in Dar es Salaam Region of Tanzania, is a non-governmental, non-profit organization registered in the United Republic of Tanzania under National Sports Council Act No.12 of Parliament in 1967 as amended by Act No.6 of 1971.

1.2 MAIN OBJECTIVES

According to the Tanzania Football Federation Constitution the Federation's major functions include, inter alia, the following: -

- (1) To develop, promote, control and regulate the spirit of federation in football in all its forms throughout Tanzania mainland.
- (2) To encourage sports at national level in the spirit of fair play.
- (3) To organize competitions in Federation Football in all its forms at national level by defining precisely the areas of authority relating to the various leagues of which it is composed.
- (4) To control and supervise all friendly football matches of all forms played throughout Tanzania mainland.
- (5) To manage the international sporting relations connected with the Federation football in all its forms.
- (6) To protect and develop the joint interests of all its members.

1.3 FINANCING

Main financing for Tanzania Football Federation (TFF) comes from the following sources:-

- Gate collections
- Sponsorship Agreements
- Members' Annual Subscriptions
- Marketing of rights to which TFF is entitled and sale branded merchandize.
- Penalties and Fines imposed by authorized TFF organs.

- Fees payable and other receipts in keeping with the objectives pursued by TFF
- Grants given by Government, FIFA, CAF, CECAFA and other donors.
- Proceeds generated through fundraising activities.
- Proceeds generated through TFF business ventures.
- Borrowing funds and others.

1.4 MANAGEMENT STRUCTURE

The management structure of the Federation comprises of Executive Committee members who have an overall control over the activities of TFF and several members of management staff including the General Secretary who have responsibility of executing day to day affairs of the Federation.

1.5 VISION, MISSION AND CORE VALUES

VISION, MISSION AND CORE VALUES



CORE VALUES



Professionalism

Conducting activities with skills and competence keeping the highest standards in all our endeavors.



Integrity

Being ethical, honest and trustworthy



Teamwork

Engaging stakeholders to work together towards a common goal



Inclusion:

Providing opportunity for all irrespective of gender, sex, age, race or physical ability



Results Oriented

We are an organization that focuses on achievement based on performance targets.



Accountability

Being transparent and responsive to stakeholders' concerns

We do this by: -

- Contributing to better stewardship of public funds by ensuring that we are accountable for the resources entrusted to us;
- Helping to improve the quality of our staff training by supporting innovation on the use of public resources entrusted to us;
- Providing technical advice from outsourced professional consultancy firm to our staff on operational gaps in their operating systems;
- Systematically involve our staff in the audit process and audit cycles; and
- Providing our entire staff with appropriate training, adequate working tools and facilities that promotes their independence.

1.5.4 Operational Instruments and Arrangement.

In a bid to successfully perform its duties and be able to accomplish her mission, TFF's operations are guided by the following instruments:-

- (i) The TFF Constitution (As amended in 2019)
- (ii) Statutes, regulations directives and decisions of FIFA, CAF and CECAFA
- (iii) National Sports Councils (NSC).
- (iv) TFF General Assembly directives and decisions.
- (v) TFF Executive Committee directives and decisions.
- (vi) TFF General Secretariat.
- (vii) Body for auditing TFF Financial statements
- (viii) TFF Election Committee
- (ix) TFF Board of Trustees
- (x) The TFF Strategic Plan (2018 - 2022)
- (xi) The TFF Financial Regulations.
- (xii) Federation's work plan for respective financial year
- (xiii) The Stakeholders Service Charter
- (xiv) TFF Staff Regulations and Scheme of Service and
- (xv) TFF Procurement Regulations

In a bid to successfully implement TFF Strategic Plan (2018- 2022), a number of manuals, strategies and guidelines are prepared and put into use regularly to guide activities that are technical in nature and specific to the functions of the Federation. In order for TFF to carry-out the planned activities effectively, functional committees have been established as provided by the law.

1.5.5 Corporate Objectives

Our Performance Framework and Strategic Priorities

The Association's current strategy was launched in the summer of 2018-2022 are geared towards promoting, Fostering and Developing Football for all Tanzanians.

TFF's corporate objectives presented in the Strategic Plan 2018 -2022 are geared towards specifying the results expected in the pursuit of TFF's mission

and achieving the stated vision up to the year 2022, which is the end of the strategy years, as follows: -

- i) 169 Districts having a development league for boys and girls at U15 & U17 in place by end of 2022

OUTCOME:

During the year tangible progress has been made on this objective. We have 35 districts so far with league for U-15 & U-17. To increase the number we have written a letter to the Ministry responsible for schools to collaborate with TFF in making development of the league in all districts;

- ii) Qualify for AFCON -U 17 or U-20 (Men's teams) in each edition commencing 2022;

OUTCOME:

- U-17-Men we reached semifinal and lost to South Sudan.
- U-23 Men lost on the qualification match to Nigeria
- U-17 Women qualified for World Cup (FIFA U17 Women's World Cup) reaching Semi Final .
- U-20 Women did not qualify

- iii) Top twenty (20) ranking in Africa for men's Senior Team by 2022

- Tanzania Men National Team is positioned 36 in Africa and in the World 130;

- iv) To ensure that all TFF staff from General Secretary down will have no less than three (3) personal business objectives aligned to the Strategic Plan. Appraisals undertaken annually commencing July 2022.

- v) To create a voluntary programme in every Region commencing January, 2020 to deliver a minimum of twenty (20) coach-educated volunteers to support the football development in every Region. In 2022 total trained coaches were 60 in different categories

- vi) To create a professional elite football league with a clearly defined governance structure including roles and responsibilities, financial clarity, decision making and brand identity by December, 2022, we had all leagues played: U-17 Men & Women; U-20 Men& Women and Senior Leagues

- vii) To establish current participation numbers of girls and women playing football in Tanzania and grow this number to one million (1,000,000) by end of 2022. 600,000 girls participated in Women football across the country.

1.5.6 EXECUTIVE COMMITTEE'S STATEMENT ON CORPORATE GOVERNANCE FOR THE YEAR ENDED 31ST DECEMBER, 2022

The Federation's Executive Committee considers corporate governance as key to good performance of the Federation. In view of this, the Executive Committee continued to strengthen good governance system by reviewing various policies in the areas of general management of the Federation.

EXECUTIVE COMMITTEE STRUCTURE

The Executive Committee is comprised of 13 members i.e. the President and 1st Vice President of TFF, 2nd Vice President who is chairman of the League Board, and 10 members

The President of TFF heads the Executive Committee while the General Secretary is the ex-official member of Executive Committee (ex-com) working as Secretary to the Committee.

1.5.7 COMPOSITION OF THE EXECUTIVE COMMITTEE

The persons who are all Tanzanians, who served in the Executive Committee up to the date of this report, other having served since 2013 were as shown below:-

S/N	Name	Position	Age	Qualifications/ Discipline	TANZANIANS Date on Board
1.	Wallace Karia	President	59	PGDA, MBA Logistics	August, 2013 - Todate
2	Mr.Athumani Nyamlani	1 st Vice President	55	LLB	August, 2013 - To date
	Stephen Mguto	2 nd Vice President	72	Form IV	2018 to date
3.	Mr. Ahmed M. Mgoi	Member	53	Form Four (IV)	August, 2013 - To date
4.	Mr. Khalid Abdallah Mohamed	Member	62	Form Four (IV)	August, 2013- Todate
5.	Mr.Vedastus Lufano	Member	58	Certificate in Education (Teachers Grade III)	August, 2017 - To date
6.	Mr. James P. Mhagama	Member	52	Form Four (IV)	October, 2013 - To date
7.	Mr. Issa M. Bukuku	Member	49	Degree Local Government Management	August, 2017 - To date
8.	Mr.Mohammed Aden	Member	46	Form Four (IV)	August, 2017 - To date
9.	Mr. Lameck Nyambaya	Member	42	Form Four (IV)	August, 2017 - To date
10 .	Hawa Mniga	Member	49	MA (Management)	August 2021 - To date
12.	Said Soud	Member	63	Form IV	August, 2019 - To date
13.	Mr. Kidao Wilfred	Executive Committee	44	PGD in Procurement & Logistics	October, 2013 - To date

		General Secretary		Management	
--	--	-------------------	--	------------	--

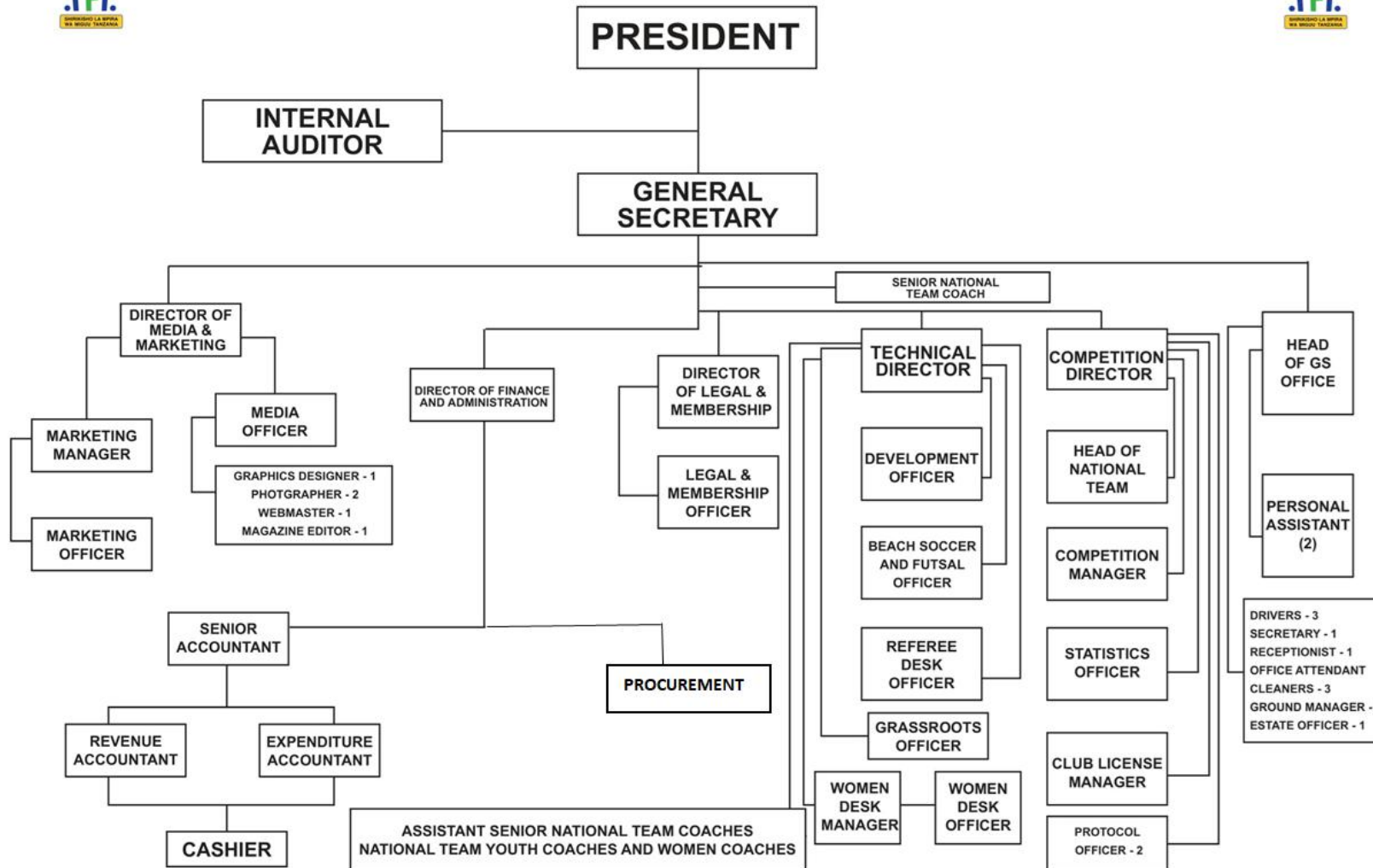
1.5.8 TFF Management

During the reporting period, TFF 's full Management Team comprised of the General Secretary, five substantive Directors, and three Head of Department/Unit/Division as follows:

SN	NAME	POSITION
1.	Wilfred Kidao	General Secretary
2.	Salum Madadi	Director of Competition
3.	Cornel L. Barnabas	Director of Finance and Administration
4.	Oscar R. Mirambo	Technical Director
5.	Jonas Kiwia	Club Licensing Manager
6.	Boniface Wambura	Director of Marketing , legal and Communication
7.	Hassan Njama	Director of Audit and Compliance
8.	Aaron Nyanda	Marketing Manager
9.	Daniel Msangi	National Teams' Manager



TFF ORGANIZATION STRUCTURE



1.6. EXECUTIVE COMMITTEES

The Executive Committee which was fully operational since August, 2017 works with the following committees namely;

1. Finance and Planning Committee
2. Organizing Committee for TFF Competitions
3. Technical and Development Committee
4. Referees Committee
5. Committee for Women's Football
6. Players' Status and Legal Committee
7. Medical committee
8. Ethics committee
9. Disciplinary Committee
10. Appeal Committee
11. Club Licensing Committee
12. Club Licensing Appeal Committee
13. Emergency Committee
14. Audit and Compliance Committee
15. Elector Committee
16. Electoral Appeal Committee

EXECUTIVE COMMITTEE MEETINGS

The Executive Committee is supposed to hold a minimum of six meetings per year, being once after every two months. During the year, the Federation held six (6) ordinary meetings and six extra ordinary meetings, to attend urgent matters such as review of human resource policies, regulations and other policies for good governance.

1.7 EXECUTIVE COMMITTEE'S REMUNERATIONS

The remunerations of Executive Committee Members are paid in accordance with the circulars as issued by Treasury Register and TFF Financial Regulations. The Executive Committee members are not eligible for pension scheme as they are not part of the Federation Pension remuneration scheme.

1.8 INSTITUTIONAL PERFORMANCE REVIEW

During the financial year 2022, the Federation implemented its planned activities as per the approved Work Plan.

During the year ended 31st December, 2022, the TFF performed well after earning an income of TZS. 10,971,666,623 and incurred expenditure amounting to TZS. 12,369,205,450 attaining a deficit of TZS. (1,397,538,827) as compared to previous year where the income was TZS. 10,762,575,247 while the expenditure was TZS. 11,190,490,762 with attained deficit of TZS. (427,915,515). The deficit mainly is due to expenditure incurred on credit to facilitate National Teams.

The implementation was based on key TFF functional areas as described below;

1.8.1 TFF Football Development Activities Compliance and Enforcement

TFF coordinates and ensures that the country's Football development activities are protected. During the financial year 2022 a total of 31 regions were inspected and monitored as compared to 26 regions in 2021 to assess their compliance to the prescribed standards and settled goals in football development grass root.

1.8.2 Stakeholders Engagement and Collaboration

Grass root Sports academy undertakings are cross cutting in nature; the Federation engages and collaborated with different stakeholders in ensuring football development challenges are addressed effectively.

In 2022, Dodoma City Council planned to build a Sports Center (Football Academy) at Nala in the outskirts of the city in collaboration INEOS Company from Switzerland. But during the COVID-19 period in 2020, the Company withdrew from the program because their business was affected by COVID-19. Therefore, the Federation requested the City Council to transfer ownership of the plot to TFF for the purpose of building Technical Sports Centre. We are currently waiting for the decision of the Dodoma City Council to transfer ownership of the plot to TFF.

1.8.3 Institutional Capacity Enhancement

The UEFA ASSIST program ran for six days for training Directors and Senior Officers of TFF, Leaders and Staff of the League Board and Leaders of all NBC Premier League clubs. Basic topics presented related to revenue sources, presence of marketing officers and topics regarding football development that required presence of technical managers. It is the right time for clubs to have reliable sources of income to self-sustain and reduce dependency. Participants of the seminar were Chief Executives (CEOs), Financial Managers, Technical Directors, and Marketing Managers.

Women Referees' Course to develop female referees. This international FIFA course was conducted to increase the capacity of women referees for FIFA to Level II. This training built capacity to get many quality referees.

Through grassroots football training (Grassroot Football) has produced 437 grassroots coaches in 6 regions. Dar es Salaam has produced 184 coaches, Lindi 73, Mwanza 103, Arusha 25, Dodoma 15, and Iringa 37.

Prevention and Combating of Corruption Bureau (PCCB) meeting with TFF Senior Leaders to discuss the assessment of TFF's financial management system. The meeting was held in Dodoma where the Director General of PCCB was the official guest. The TFF delegation was

led by the President, First Vice President and Second Vice President.. The TFF leadership was informed that it implemented 94 percent of the 16 resolutions issued regarding the evaluation of the Federation financial system. The leadership of the PCCB admitted that the financial and administrative issues of TFF are run with sufficient transparency.

1.8.4 Institutional performance review

During the Financial Year 2022, quarterly internal monitoring on the progress made towards the planned activities was done as an alarm to the directorates/units lagging behind the plans. As a way to adhere to the Government systems, Annual Budgets for the Financial Year 2022 was prepared and approved by the General Assembly in January, 2022. Work Plan for the Financial Year 2023 was prepared as a working tool to guide the Federation's operations.

1.8.5 Legal services

The legal services continued to be provided particularly on the enforcement of the NSC Act, FIFA CAF, CECAFA policies, directives and its related Regulations. During the Financial year 2022,

In addition, amendment of the TFF Constitution (As amended in 2019) was done and the draft amendment articles were distributed to stakeholders for review and comments. Also, the Council conducted Law amendment workshops for the amendments of the other Regulations with key stakeholders to realize the gaps and required amendments.

The Federation during the year 2022 had 38 cases in VPL, FDL and SDL the cases where attended by TFF disciplinary committee and were successfully finalized with deferent disciplinary measures were given.

Furthermore, various cases were attended in various Courts of Law such as the High Court and Kisutu Resident Magistrates Court.

1.8.6 Procurement management

Procurement of services was carried out by following procedures laid down by the Procurement Management Act (2011) as amended in 2016. During the financial year 2022, the Annual Procurement Plan was prepared, Stock verification and the Inventory of assets was updated accordingly. Tender documents were prepared and issued to service providers. These tenders included cars, consulting service, office stationery, IT equipment, office furniture, office equipment, tyres, non-consultancy services, tubes, batteries. To the reporting period, 2 packages of works, 12 packages of goods, 7 non consultancy services and 1 consulting service were procured.

2.0 ASSESSMENT OF PERFORMANCE

The performance of the Federation during the Financial Year 2022 was about 75% of all planned activities. Performance was based on the actual budget

from own sources. Most of the planned activities in directorates, department, units and TPLB office were implemented as planned. About 25% of the planned activities were not implemented due to emerging issues and shortage of staff mostly in technical directorates. In this financial year, the Federation was able to collect 69% of projected own source of revenue which facilitated implementation of recurrent activities and locally funded projects. These funds were other than FIFA and Premier league sponsorship funds which are allocated to National Teams and premier league, first and second league respectively.

3.0 CHALLENGES AND MITIGATION STRATEGIES

During the Financial Year 2022, some challenges were encountered during implementation of planned activities. The challenges and mitigation measures are explained below;

3.1 Inadequate human resource

TFF has inadequate number of staff mostly the technical staff to fully their obligations in the area of refereeing, football coaches, and technical staff in clubs football administration. As a remedy, the Federation entered in a renewal contract with foreign partnerships to conduct training and seminars to our technical staff to enhance their performance and output in order to support their operations in football development.

3.2 Low level of Supporting National Teams (Sponsorship)

Despite the continued awareness raising efforts made by TFF and its Stake holders, there is still slow public attitude towards supporting TFF to meet the National Teams running expenses. To address this challenge, the Federation in collaboration with other stakeholders has continued to raise stakeholders and public at larger awareness through various media in the Country. The awareness exercise will continue at all levels depending on the availability of funds since attitude change takes time and requires vigorous awareness.

3.3 Little response in payment of participation and annual fees by TFF members

Response in payment of annual member's fee by stakeholders liable to payment of the fees is still very low. However, The Federation continued to visit them and raise awareness on the importance of paying participation and annual fees and encourage voluntary compliance. In addition, the Federation is thinking to make amendments in the said Fees regulation as per the requirements as a move towards improving business environment.

3.4 Inadequate fund to timely implement the plans

The Federation collects funds to perform activities however the funds do not come on time due to the provided deadline in the Regulations causing delays to the operations. As a solution, the Federation will continue formulating new projects for funding from Development Partners and come up with new strategies to generate more funds to ensure sustainability of financial resources.

4.0 TFF MEMBERS CATEGORIES

There are various categories of membership to the Federation. The following categories are eligible for being direct members of the Federation and existed as at 31.12.2022:

- (a) Regional Associations subordinate to the TFF.
- (b) Football Affiliated Associations.
- (c) Premier League Clubs

The membership in TFF does not give one the right to any interest in the capital fund of the Federation.

5.0 ACHIEVEMENTS

The Tanzania Football Federation made some achievements in its 2022. The objectives achieved were as shown below: -

- Strengthening of a National Soccer Teams;
- Engagement of international coaches for the National Team;
- Development of a Serengeti Women's Premier League (SWPL) and Women's First Division League (WFDL).
- Establishment Men's and Women's beach Soccer teams league;
- Serengeti Boys team (U-17) boys participate in AFCON qualification tournament held in Ethiopia 2022, finished third,

- Serengeti Girls,U-17 Women qualified for FIFA U-17 Women's World Cup in India, and reached quarterfinal.
- Twiga Stars participated in COSAFA finalized as third winner.
- U-23 Men Team participated on the competition to qualify for the AFCON U23 Finals in 2023,lost to Nigeria in the qualification match
- Women's First Division League (WFDL) was for the first time played in League style at the Dodoma center.
- Women's Regional Champions League (WRCL) for the first time was played Mwanza and involved a total of 18 teams.
- Cambiasso U20 International Cup was held in Dar es Salaam involved 12 teams, eight local and four from Burundi, Uganda, Zambia and France.

- The U20 Premier League was held at Azam Complex Stadium, Dar es Salaam.

- Preparation and submitting the 31st December, 2022 financial statements in time to the following organs:-
 - Finance and Planning Committee
 - TFF audit and Compliance Committee,
 - TFF Executive Committee,
 - TFF General Assembly and ,

All these have been achieved by having in place by a well-structured and constituted Federation led by the President, First and second Vice Presidents, supported by an able Secretariat responsible for day to day running of the TFF office headed by General secretary. In the TFF structure there is also an Executive Committee with members from all the regions in the country. All stakeholders work hand in hand to make the football scenario in the country a reality.

6.0 FUTURE PLANS

6.1 DEVELOPMENT PLAN (2022 - 2025)

TFF Development plans for the year 2022 to 2025 were as follows:

- (i) Development of football infrastructure - Rehabilitation of the Technical Centre at Karume Stadium Ilala and Tanga Development Centre.
- (ii) Development of grassroots and youth football.
- (iii) Establishment and development of women football.
- (iv) Improving refereeing, coaching, administration and sports medicine capacity.
- (v) Restructuring and strengthening of the TFF secretariat so that it can effectively carry out day today functions of the Federation.

6.2 TFF TECHNICAL SPORTS CENTRES (2020 - 2022)

INTRODUCTION

1. Project Descriptions

Tanzania Football Federation (TFF) has received a grant from Federation International de Football Association (FIFA) towards the cost of FIFA forward development programme it is intended that part of the proceeds of the grant to cover eligible payment under the contract for the provision of construction supervision consultancy services for Technical sports centers in Kigamboni municipality, Dar es salaam and Mnyanjani in Tanga city.

Tanga project site cover an area of 74,735.16 square meter while Kigamboni project site covers an area of 64,345 square meter. The project will be implemented in phases/priority. The first phase/priority involves the construction of Administration block, Training room, power house, Football

Pitches (1nos Artificial, 1 Nos Natural), Dormitory (1 Nos) and Garbage Collection. The second phase/priority will involve the contraction of Gym, Shopping Centers, Hostel/Hotel, Football pitch (2 No Natural), Beach Soccer, Basketball Field, Tennis Court, Volleyball, Swimming Pool, Multipurpose Hall, Access Roads, Parking, Drainage system, Retail shops and Dormitories (5Nos).

This project will enable TFF to develop, strengthen and fine -tune football in all its forms, including futsal and beach soccer- from grassroots to the elite, for girls and boys, women and men- as well as their systems of governance, management and administration In order to improve the organization and professionalism of their options and thereby become more efficient, transparent and independent.

2. Project Location

The TFF sport center is in Tanga Region, located at Mnyanjani in Tanga city, in the Eastern Part of Tanzania along the Indian Ocean coastal belt. Tanga Region, is bordered by Kenya and Kilimanjaro Region to the north, Manyara Region to the west, Morogoro and Pwani region to the south. The other Technical Sports centre is located at Kigogo Kisarawe II, Kigamboni Municipal in Dar es salaam Region, in the Eastern part of Tanzania along the India ocean coastal belt. The Region is bordered by Pwani (Coastal) Region to the north, south, west and India Ocean to the east

The overall progress of both projects is completed, only in January handing over will be done.

7.0 STATEMENT OF SOLVENCY

The Current Assets of the Federation were higher than Current Liabilities to the extent of TZS 324,372,015.00 at 31st December 2022. Thus, the Working Capital was positive being TZS. 324,372,015.00 as at 31.12.2022.

8.0. EMPLOYEES WELFARE

The Federation continued to provide conducive environment to its workers to improve their performance. During the year office administratively services such as electricity, water, security and lunch to staff continued to be provided. Moreover, the Federation procured various office equipment's/working tools including office furniture computers, laptops, printers, scanners and stationery to enhance smooth operations and implementation of the plans.

It is the policy/ best practice of Federation to refunds full costs for staff hospitalization and medical expenditure incurred by staff during their tenure

of office. However, no staff member is insured against accidents under the workmen's compensation scheme or under Fidelity Guarantee.

8.1 Staff Training and Development

The Federation continued to build capacity to its workers/stakeholders through short term trainings, workshops and seminars. Regarding long term training year 2022, 5 employees went for further studies, long terms training in the areas of football development, management, manpower planning, information technology, management courses which were sponsored by TFF. Although on private basis, some staff attended continued development studies in financial management and procurement management programmes.

Some of technical staff attended regional and international workshops where they gained useful experiences in management and football administration and, therefore, increased their skills.

The relationship between employees and Management continued to be cordial during the year under review there were no any dispute that remained unsolved.

9.0 STAFFING GENDER BALANCE

The Federation, being an equal opportunity employer does not discriminate employees on the basis of gender. The Federation provides equal employment opportunities to male and female. Nevertheless, the Federation encourages more women to apply for vacant posts available within the Federation. As at 31st December, 2022, the Federation's total work force stood at fifty five (55) out of which forty two (42) were males and thirteen (13) were females (76% males and 24% females), respectively i.e. is a increase by eleven (11%) in males as well increased by (8%) in females respectively.

10.0 HIV/AIDS POLICY

The Federation has a policy on AIDS. Amongst its provisions are clauses against discrimination of people living with HIV/AIDS. People living with HIV/AIDS can be recruited to fill vacancies that may fall due provided they are qualified. Staff participated in seminars on HIV/AIDS in order to increase awareness.

11.0 RELATED PARTY TRANSACTIONS

The Federation holds/ allotted 35,000 ordinary shares of TZS. 10,000 par value each in Tanzania Soccer Academy. The authorized share capital of the Academy

is TZS. 1. 0 billion, of which the Federation is allotted 35% which is worth TZS. 350.0 million. All business transactions will be conducted at arm's length in line with the provisions of the TFF Constitution. No other related party transactions were entered into during the year. The project of Tanzania Soccer Academy is not yet taken off as planned due to some unforeseen problems that arose. No share has been paid up by both parties in this consortium.

In accordance with the International Financial Reporting Standards, emoluments for Executive Committee Members and key members of the management which are required to be disclosed were as follows:

PARTICULARS	31.12.2022	31.12.2021
	TZS	TZS
Emoluments for Executive Committee Members	215,645,345	215,645,345
Emoluments for Key Management Personnel	<u>626,400,000</u>	<u>626,400,000</u>
TOTAL	<u>842,045,345</u>	<u>842,045,345</u>

12.0 PERSONS WITH DISABILITIES

The Federation does not discriminate persons with disabilities in any way. No employees handicapped by disabilities were on the staff list as at 31.12.2022.

13.0 ADMINISTRATIVE EFFICIENCY

During the year the Federation had no borrowed finance and consequently no interest charges were accrued against the Federation. During the year all, statutory payments such as PAYE, pension contributions and other statutory deductions effected from staff salaries prepared and paid by TFF were partly paid and some not subsequently paid to the relevant authorities as required by country laws. No loss of assets occurred during the year and TFF retained titles to all its properties. However, not all assets were covered by insurance.

The financial statements set out on pages 33 to 56 is to be approved on 29th June, 2023 by the Executive Committee of the Federation and authority was granted for the same to be tabled before the General Assembly to be held in November 2023.

14.0 CORPORATE GOVERNANCE

In compliance with the principles of good corporate governance, the overall responsibility for management, leadership and authority of the Federation is vested in the Executive Committee, under a Chairperson TFF President. The General Secretary is the Chief Executive Officer responsible for implementing the strategic business programmes and operational plans of the Federation.

Presented hereunder is the compliance statement of the Federation with respect to Corporate Governance;-

“Tanzania Football Federation confirms its commitment to the principle of openness, integrity and accountability as advocated in the generally accepted corporate practices”.

15.0 ENVIRONMENTAL PROTECTION

Corporate social responsibility is about entities taking into consideration the interests of society during and after operations. This is achieved when the Federation accepts responsibility of the impact of their operations on their

customers, employees, communities and environment. TFF is a pollution-free entity as much as the sports and especially football activities are free of toxic gas emissions or toxic fluids or other dangerous chemicals which may be hazardous to life and environmental degradation.

16.0 RISK MANAGEMENT

The Federation has in place a risk management policy which has wide risk management framework, which also facilitates risk based planning and management of business operations in conformity to the required standards.


17.0 INDEPENDENT AUDITORS

M/S TAC Associates, Certified Public Accountants of 10 Malik Road, Upanga, P.O. Box 580, Dar es salaam were appointed to audit the Federation's financial statements for the year ended 31st December, 2022. The audited financial statements attached herewith show the performance of the Federation for the year ended on that date. TAC Associates are willing to continue in office.

18.0 ACKNOWLEDGEMENT


The Executive Committee Members commend TFF management and employees for the services in football management despite budgetary constraints.

BY ORDER OF THE EXECUTIVE COMMITTEE



**Wallece Karia
PRESIDENT**

DATE..29/06/2023




**Willfred Kidao
GENERAL SECRETARY**

19.0 STATEMENT OF THE EXECUTIVE COMMITTEE'S RESPONSIBILITY IN RESPECT OF THE FINANCIAL STATEMENTS

As required under the provisions of the TFF Constitution Article No.34 (1) (e), (g), (h), (i) and Article No.40 (1), the Executive Committee is responsible for the preparation of financial statements that give a true and fair view of the state of affairs of the Federation as at the end of each accounting period and of the surplus or deficit of the Federation for that accounting period.

The Executive Committee confirms that suitable accounting policies have been used and applied consistently, and that reasonable and prudent judgments and estimates have been made in the preparation of the financial statements for the year ended 31st December, 2022. The Executive Committee also confirms that applicable accounting standards, the International Financial Reporting Standards, have been applied properly and that the financial statements have been prepared on a going concern basis.

The Executive Committee is responsible for keeping proper books of account, which disclose with reasonable accuracy at any time the financial position of the Federation. They are also responsible for safeguarding the assets of the Federation and hence for taking reasonable steps for the prevention and detection of fraud, errors and other irregularities. The Committee is also responsible for the maintenance of an adequate system of internal controls. The Executive Committee has reasonable expectation that the Tanzania Football Federation has adequate resources to continue in operation for the foreseeable future.


.....
Wallace Karia

**CHAIRPERSON OF THE
EXECUTIVE COMMITTEE**


.....
Willfred Kidao

GENERAL SECRETARY

DATE..... **29/06/2023**

© This financial report is intended to be used by TFF Stakeholders, the Public as well as Government Authorities. However, upon adoption by the TFF Executive Committee and once tabled in General Assembly, it becomes a public record and its distribution may not be limited.

20.0 DECLARATION OF THE HEAD OF FINANCE


The National Board of Accountants and Auditors (NBAA) according to the power conferred under the Auditors and Accountants (Registration) Act. No. 33 of 1972, as amended by Act. No. 2 of 1995 requires financial statements to be accompanied with a declaration issued by the Head of Finance/Accounting responsible for the preparation of financial statements of the entity concerned.

It is the duty of a professional Accountant to assist the Executive Committee to discharge the responsibility of preparing financial statements showing true and fair view position and performance in accordance with applicable International Accounting Standards and statutory financial reporting requirements. Full legal responsibility for the preparation of financial statements rests with the Executive Committees under Executive Committee Responsibility Statement on an earlier page.

I, **Cornel Lubango Barnabas** being the Head of Finance of Tanzania Football Federation (TFF) hereby acknowledge my responsibility of ensuring that the financial statements for the year ended 31stDecember, 2022 have been prepared in compliance with applicable accounting standards and statutory requirements.

I thus confirm that the financial statements give a true and fair view of Tanzania Football Federation (TFF) as on that date and that they have been prepared based on properly maintained financial records.

Signed:



Signed by:

Cornel Lubango Barnabas

Position:

Director of Finance and Administration

NBAA Membership No:

ACPA 1309

Dated:

29/06/2023

COMMENTARY TO FINANCIAL STATEMENTS

FINANCIAL POSITION

During the year ended 31st December, 2022 the financial position of the Federation increased to the value of Total Assets was TZS 42.7 billion at 31 December 2022, while at 31st December 2021 the assets value was to TZS 42.1 billion an increase of TZS 647 million. The increase of Total Assets is shown on graph No.1 below.

Graph No.1: Total Assets



REVENUE AND EXPENSES

At the end of year 2022, the Federation was able to collect revenue a total of TZS 10.97 billion, while at the year end of 2021 the total revenue collected were TZS 10.76 billion an increase of TZS 209 million (which is 2%) . During the year expenses incurred were TZS 12.37 billion, an increase by 1.18 billion as compared to year 2021 the total annual expenses were TZS 11.19 billion as shown on Graph No.2.

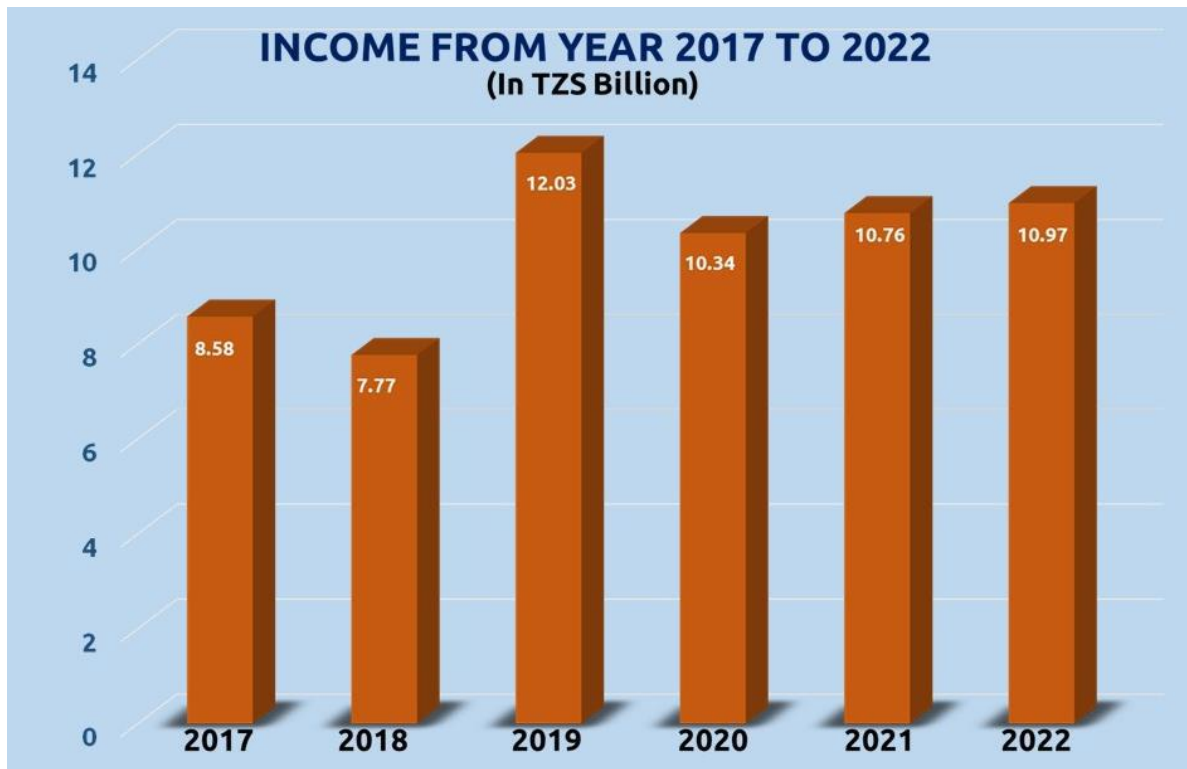
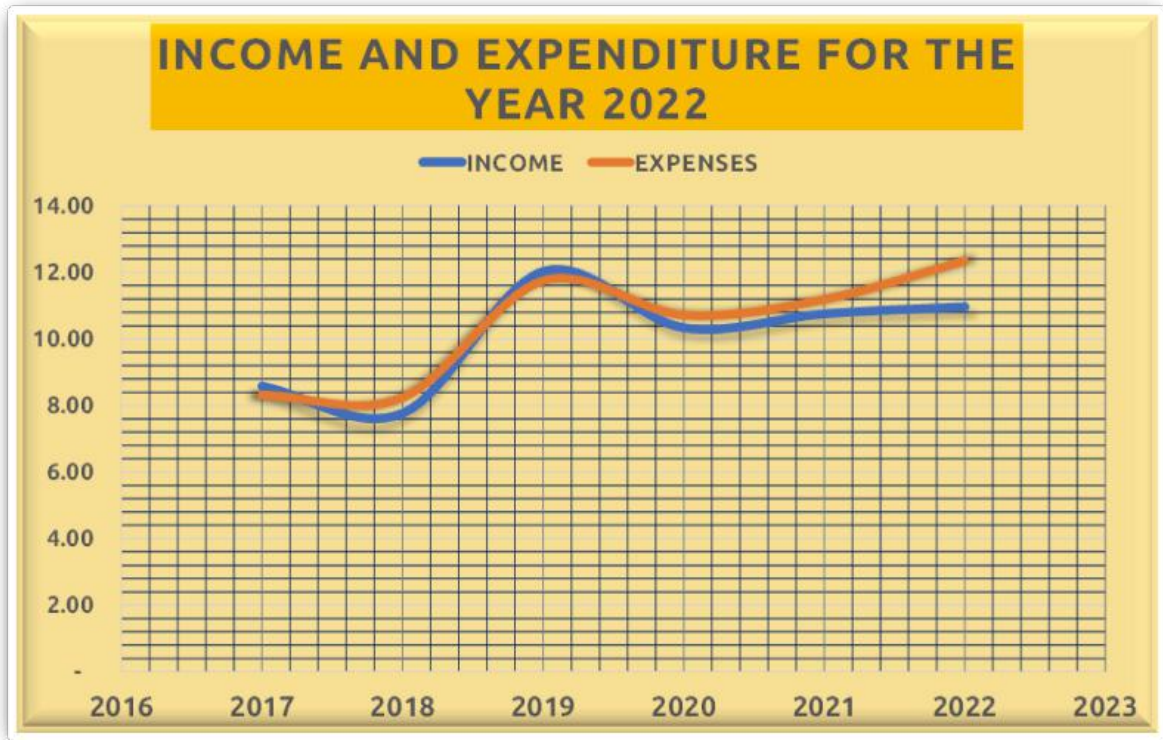


Chart 1 &2: Income Compositions 2022

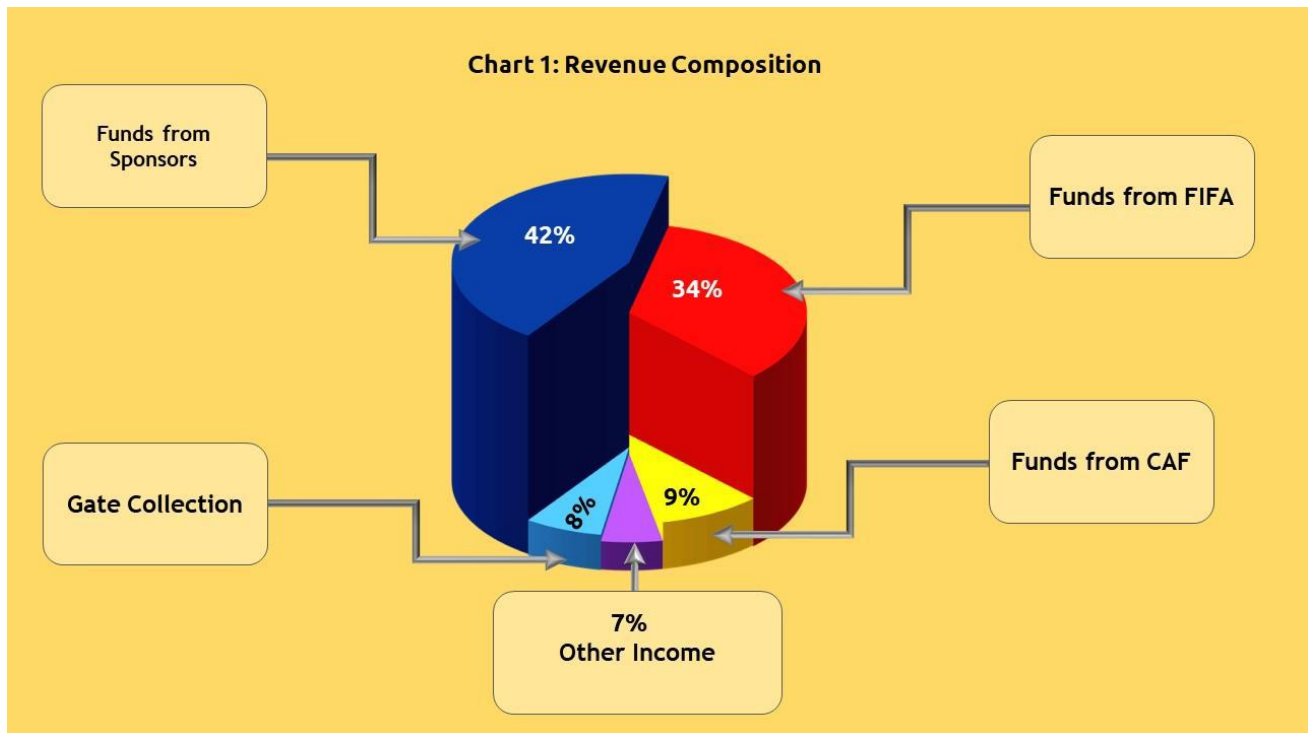
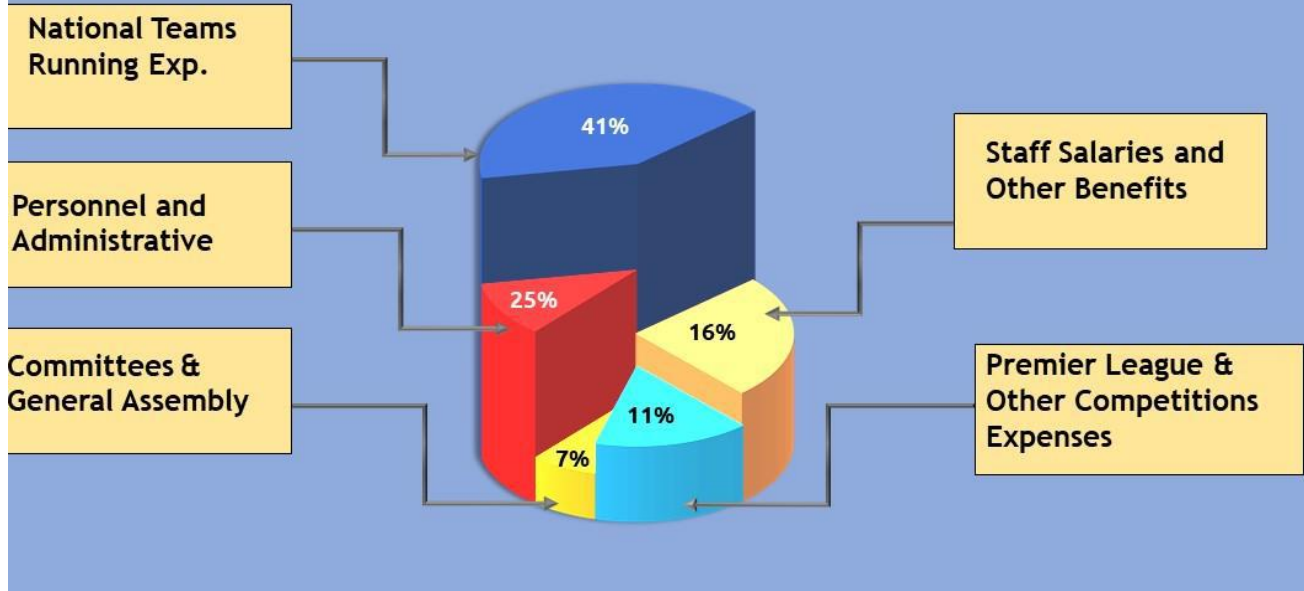


Chart 2: Expenditure Composition



INDEPENDENT AUDITORS' REPORT TO THE MEMBERS OF THE GENERAL ASSEMBLY

**The President,
Tanzania Football Federation,
P.O. Box 79043,
DAR ES SALAAM.**

**Report on the audit of financial statements for the financial year ended 31st
December, 2022**

Introduction

We have audited the financial statements of Tanzania Football Federation (TFF), which comprise the Statement of Financial Position as at 31st December, 2022, and the Statement of Profit or Loss and other Comprehensive Income, Statement of Changes in Equity and Statement of Cash Flows for the year then ended, and Notes to the financial statements, including a summary of significant accounting policies set out from page 35 to 57.

Unqualified Opinion

In our opinion, the accompanying financial statements of Tanzania Football Federation presents fairly, in all material respects, the financial position of the Tanzania Football Federation as at 31st December, 2022 and the financial performance and its cash flows for the year then ended in accordance with International Financial Reporting Standards (IFRSs) and the statute of TFF under National Sports Council Act No.12 of Parliament of 1967 as amended by Act No. 6 of 1971.

Basis for Opinion

We conducted our audit in accordance with International Standards on Auditing (ISAs). Our responsibilities under those standards are further described in the Auditor's Responsibilities for the Audit of the Financial Statements section of our report.

We are independent of the Tanzania Football Federation in accordance with the International Ethics Standards Board for Accountants (IESBA Code), and we have fulfilled our other responsibilities in accordance with the IESBA Code requirements. We believe that the audit evidence we have obtained is sufficient and appropriate to provide a basis for our unqualified opinion.

Key Audit Matters (KAM)

Key audit matters are those matters that, in our professional judgment, were of most significance in our audit of the financial statements of the current period. There was no KAM to be reported by us.

Other Information Included in the 2022 Executive Committee's Annual Report

Other information consists of the information included in the Executive Committee's Report, which we obtained prior to date of this report, and the Annual Report, which is expected to be made available to us after that date, other than the financial statements and our auditor's report thereon. The Executive Committee members are responsible for the other information. The other information comprises of the Executive Committee's Report and the Declaration by the Head of Finance but does not include the financial statements and our auditor's report thereon.

Our opinion on the financial statements does not cover the other information and we do not express any form of assurance conclusion thereon.

In connection with our audit of the financial statements, our responsibility is to read the other information and, in doing so, consider whether the other information is materially inconsistent with the financial statements or our knowledge obtained in the audit, or otherwise appears to be materially misstated.

If, based on the work we have performed on the other information that there is a material misstatement of this other information, we are required to report that fact.

As described below, we have concluded that no such a material misstatement of the other information exists.

Responsibilities of the Executive Committee for the Financial Statements

The **Executive Committee** is responsible for the preparation and fair presentation of the financial statements in accordance with International Financial Reporting Standards and the statute of TFF under National Sports Council Act, No.12 of Parliament of 1967 as amended by Act No. 6 of 1971 and for such internal control as the directors determine is necessary to enable the preparation of financial statements that are free from material misstatement, whether due to fraud or error.

In preparing the financial statements, Executive Committee members are responsible for assessing the entity's ability to continue as a going concern, disclosing, as applicable, matters related to going concern and using the going concern basis of accounting unless Management either intends to liquidate the entity or to cease operations, or have no realistic alternative but to do so.

The Executive Committee members are responsible for overseeing the Federation's financial reporting process.

Auditor's Responsibilities for the Audit of the Financial Statements

Our objectives are to obtain reasonable assurance about whether the financial statements are free from material misstatement, whether due to fraud or error,

and to issue an auditor's report that includes our opinion. Reasonable assurance is a high level of assurance but is not a guarantee that an audit conducted in accordance with ISAs will always detect a material misstatement when it exists. Misstatements can arise from fraud or error and are considered material if, individually or in the aggregate, they could reasonably be expected to influence the economic decisions of users taken based on these financial statements. As part of an audit in accordance with ISAs, we exercise professional judgement and maintain professional skepticism throughout the audit.

Report on Other Legal and Regulatory Requirements

In view of our responsibility on the procurement legislation and taking into consideration the procurement transactions and processes we reviewed as part of this audit, we state that Tanzania Football Federation (TFF) generally complied with the Public Procurement Act, 2011 and its related Regulations of 2013.

In the other hand the Federation did not complied with Tax Laws by complied in remitting the VAT, PAYE, SDL taxes, amounting to TZS. 12.4 Billion employer's taxes as required by law amounting to TZS. 12.4 Billion as per TRA Final demand note reference No. TRA/KTKR/ENF/TDN/KML/01/101859231, Dated 23rd June , 2023 and NSSF/PSSSF letter reference No.....

Also the PSSF, NSSF, Workers Compensation Fund and HESLB amounting to TZS. 411.0 Million

The Engagement Partner on the audit resulting in this independent auditor's report is FCPA P.J.SHEE.

TAC ASSOCIATES (Certified Public Accountants)



S. F. SAYORE - FCPA
MANAGING PARTNER



P.J. SHEE - FCPA
ENGAGEMENT PARTNER

DAR ES SALAAM

30 JUN 2023
DATE:




STATEMENT OF FINANCIAL POSITION AS AT 31ST DECEMBER, 2022

ASSETS EMPLOYED:	NOTE	31.12.2022	31.12.2021
Non-Current Assets		TZS	TZS
Property, Plant and Equipment	2	27,082,960,386	27,094,364,278
Intangible Assets	2A	130,849,429	162,988,826
Capital Work-in-Progress (CIP)	2B	<u>8,628,281,500</u>	<u>8,246,780,465</u>
TOTAL NON CURRENT ASSETS		35,842,091,315	35,504,133,569
 Current Assets			
Advance to FIFA Projects Contractor	2C	0	381,501,035
Sports Gears Inventories		112,004,500	163,217,350
Current Account With TPLB	3	94,370,000	94,370,000
Trade Receivables and Prepayments	4	6,602,817,203	5,922,112,971
Cash and Cash Equivalents	5	<u>75,044,683</u>	<u>14,412,348</u>
Total Current Assets		<u>6,884,236,386</u>	<u>6,575,613,704</u>
TOTAL ASSETS		<u>42,726,327,701</u>	<u>42,079,747,273</u>
 EQUITY AND LIABILITIES			
FIFA Grants at Kigamboni and Tanga	6	8,628,281,500	8,251,400,000
Capital Grants	7	1,056,300,000	1,105,650,000
Revaluation Reserve	8	25,686,754,286	25,686,754,286
Accumulated Surplus/(Deficit)	9	<u>795,127,544</u>	<u>799,538,053</u>
TOTAL		36,166,463,330	35,843,342,339
 Current Liabilities			
Deferred Income	10	0	120,000,000
Payable and Accrued Charges	11	<u>6,559,864,371</u>	<u>6,116,404,934</u>
Total Current Liabilities		<u>6,559,864,371</u>	<u>6,236,404,934</u>
TOTAL EQUITY AND LIABILITIES		<u>42,726,327,701</u>	<u>42,079,747,273</u>

REPORT OF THE AUDITORS ON PAGES 32 TO 34. NOTES 1 TO 32 FORM PART OF THESE FINANCIAL STATEMENTS.


The Financial Statements were approved by the Board of Directors and authorized for issue and were signed on their behalf by:



Wallace Karia
PRESIDENT



EXECUTIVE COMMITTEE
MEMBER



Wilfred Kidao
GENERAL SECRETARY

DATE... **29/06/2023**

**STATEMENT OF PROFIT OR LOSS AND OTHER COMPREHENSIVE INCOME
FOR THE YEAR ENDED 31ST DECEMBER, 2022**

	NOTE	2022	2021
INCOME		TZS	TZS
Gate Collections	12	862,600,770	802,042,987
Donations & Funds from Sponsors	13	9,496,766,215	9,512,333,843
Revenue from Clubs and Members	15	532,584,438	366,158,000
Amortization of Capital Grant		49,350,000	49,350,000
Other Income	16	<u>30,365,200</u>	<u>32,690,417</u>
TOTAL INCOME		10,971,666,623	10,762,575,247
LESS: EXPENDITURE			
National Teams Running Exp.	17	5,085,372,044	3,975,598,263
Premier League & Other Competitions Expenses	18	1,370,639,419	1,684,065,945
Staff Salaries and Other Benefits	19	1,976,189,111	1,960,852,621
Personnel and Administrative Exp.	20	2,373,642,226	2,023,717,005
General Assembly & Members Exp.	21	841,454,389	1,016,391,969
Development and Related Expenses	22	117,139,434	79,684,711
Accrued Audit and Consultancy Fees	23	177,620,000	111,700,000
Operating Financial Charges	24	37,646,979	28,853,402
Depreciation and Amortization Expenses	25	<u>389,501,848</u>	<u>309,626,846</u>
TOTAL EXPENDITURE		<u>12,369,205,450</u>	<u>11,190,490,762</u>
Surplus/(Deficit) for the year		<u>(1,397,538,827)</u>	<u>(427,915,515)</u>

NOTES 1 TO 32 FORM PART OF THESE FINANCIAL STATEMENTS.

REPORT OF THE AUDITORS ON PAGES 32 TO 34.

The Financial Statements were approved by the Board of Directors and authorized for issue and were signed on their behalf by:

.....
Wallace Karia
PRESIDENT

.....
EXECUTIVE COMMITTEE
MEMBER

.....
Wilfred Kidao
GENERAL SECRETARY

DATE.....29/06/2023.....

STATEMENT OF CASH FLOWS FOR THE YEAR ENDED 31st DECEMBER, 2022

	2022	2021
	TZS	TZS
CASH FLOWS FROM OPERATING ACTIVITIES		
Surplus/(Deficit) for the Year	(1,397,538,827)	(427,915,515)
Adjustment For Items Not Involving Movement of Cash		
Prior year adjustment for previous year payable	1,298,963,438	(65,899,995)
Amortization of Capital Grants	(49,350,000)	(49,350,000)
Depreciation and Amortizations	<u>389,501,848</u>	<u>260,276,846</u>
Operating Surplus/(Deficit) Before Working Changes	241,576,459	(282,488,664)
CHANGES IN WORKING CAPITAL ITEMS: -		
Increase/ (Decrease) in Inventories	51,212,850	(78,342,050)
(Increase) / Decrease in Receivables & Prepayments	(680,704,232)	1,744,774,680
(Increase) /Decrease in Payables and Accruals	256,254,317	(320,952,228)
Increase / (Decrease) in Deferred Income	(120,000,000)	(175,162,560)
(Increase) / Decrease in Current Account	<u>281,370,000</u>	<u>(94,370,000)</u>
Net Changes in Working Capital Items	(211,867,065)	1,075,947,842
Net Cash Flows From Operating Activities (A)	29,709,394	793,859,178
CASH FLOWS/(USED IN) INVESTING ACTIVITIES		
FIFA Grants Capital Work in Progress (CIP)	0	(8,628,281,500)
Acquisition of Intangible Software	0	(184,342,415)
Acquisition of Capital Grants Assets	0	(430,054,599)
Acquisition of Non-Current Assets	<u>(345,958,559)</u>	<u>(185,219,178)</u>
Net Cash Flows From/ (Used In) Investing Activities (B)	(345,958,559)	(9,427,897,836)
NET CASH FLOWS/(USED IN) FINANCING ACTIVITIES		
FIFA Grants for construction of Technical Centers	<u>376,881,500</u>	<u>8,628,281,500</u>
Net Cash Flows From Financing Activities(C)	<u>376,881,500</u>	<u>8,628,281,500</u>
NET INCREASE/ DECREASE IN CASHFLOWS DURING THE YEAR (A+B+C)	60,632,335	6,557,158
CASH AND CASH EQUIVALENT AS AT 1 JANUARY	<u>14,412,348</u>	<u>7,855,190</u>
CASH AND CASH EQUIVALENT AS AT 31.12.	<u>75,044,683</u>	<u>14,412,348</u>

NOTES 1 TO 32 FORM PART OF THESE FINANCIAL STATEMENTS.
REPORT OF THE AUDITORS ON PAGES 32 TO 34.

The Financial Statements were approved by the Board of Directors and authorized for issue and were signed on their behalf by:

**STATEMENT OF CHANGES IN EQUITY FOR THE YEAR ENDED
31st DECEMBER, 2022**

PARTICULARS	CAPITAL GRANTS	FIFA TECHNICAL SPORTS CENTRE GRANT	REVALUATION RESERVE	ACCUMULATED SURPLUS/ DEFICIT	TOTAL
	TZS.		TZS.	TZS.	TZS.
Balance as at 1st January, 2022	1,105,650,000	8,251,400,000	25,686,754,286	799,538,053	35,843,342,339
Amortization during the Year	(49,350,000)				(49,350,000)
Additions:		376,881,500			376,881,500
Prior year Adjustments			0	1,393,128,318	1,393,128,318
Surplus/(Deficit) for the year				(1,397,538,827)	(1,397,538,827)
Balance As At 31st December, 2022	1,056,300,000	8,628,281,500	25,686,754,286	795,127,544	36,166,463,330
Balance As At 31st December, 2021	1,105,650,000	8,251,400,000	25,686,754,286	799,538,053	35,843,342,339

**NOTES 1 TO 32 FORM PART OF THESE FINANCIAL STATEMENTS.
REPORT OF THE AUDITORS ON PAGES 32 TO 34.**

The Financial Statements were approved by the Board of Directors and authorized for issue and were signed on their behalf by:

NOTES TO THE FINANCIAL STATEMENTS

2.0 SUMMARY OF SIGNIFICANT ACCOUNTING POLICIES

2.1 Basis of Financial Statements Preparation

These Financial Statements are prepared in accordance with, and comply with International Financial Reporting Standards (IFRS). The financial statements have been prepared under the historical cost convention, unless otherwise indicated in this summary of significant accounting policies. The accounting policies have consistently been applied to all periods presented in these financial statements.

The preparation of financial statements in conformity with IFRS requires the use of estimates and assumptions that affect the values of assets and liabilities and disclosure of contingent liabilities at the date of financial statements and reported amounts of revenue and expenses during the reporting period.

The areas involving a higher degree of judgment or complexity and where assumptions and estimates are significant to the financial statements are separately disclosed in the notes.

Some Tanzania Financial Reporting Standards (TFAS) have no equivalent IFRS therefore; continue to be effective for Tanzanian reporting entities. The TFF has applied TFRS 1 - on 'Directors Reports' as it applies to TFF's circumstances.

2.1.1 Statement of Compliance

The financial statements of Trade Union Congress of Tanzania have been prepared in compliance with International Financial Reporting Standard (IFRS) and its interpretations adopted by the International Accounting Standards Board (IASB) and comply with constitution establishing the Congress.

2.1.2 Accounting Policies And Disclosures

The accounting policies adopted are consistent with those of the previous financial year. The following new standards and interpretations, and amendments to standards effective as of 1 January 2020 did not have an impact on the Congress' financial statements. (Will be attached)

2.2 Property, Plant and Equipment

All Property, Plant and Equipment are initially recorded at cost at the time they are incurred or at revalued amount/ fair value as deemed cost, and thereafter stated at cost less accumulated depreciation and accumulated impairment.

Depreciation is calculated on straight-line basis to write off the cost of fixed assets to their residual values over their expected useful lives. The annual rates of depreciation which have been consistently applied are:

Classification of Asset	Annual Rate (%)
Buildings	4%
Furniture and Fittings	12.5%
Machinery and Equipment	12.5%
Computers and Peripherals and Accounting Software	33.3%
Football Ground/Patch	5%
Motor Vehicles	25%
Stadium Fittings	12.5%

The assets' residual values, useful lives and methods are reviewed and adjusted where appropriate, at each financial year-end. When each major inspection is performed, its cost is recognized in the carrying amount of property and equipment as a replacement if recognition criteria are satisfied.

The assets' residual values, useful lives and methods are reviewed and adjusted where appropriate, at each financial year-end. When each major inspection is performed, its cost is recognized in the carrying amount of property and equipment as a replacement if recognition criteria are satisfied.

The carrying values of property, plant and equipment are reviewed for impairment when events or changes in circumstances indicate that the carrying value may not be recoverable.

Plant and equipment acquired during the year are depreciated proportionately basing on the period of their use. Similarly, depreciation on disposed off asset is proportionately charged basing on the period of use in the year of disposal. An item of property and equipment is de-recognized upon disposal or when no future economic benefit is expected from its use or disposal. Any gain or loss arising on de-recognition of the asset (calculated as the difference between the net disposal proceeds and the carrying amount of the asset) is included in the income statement in the year the asset is de-recognized.

2.3 Intangible Assets

Intangible assets are initially recorded at cost at the time they are incurred or at revalued amount/ fair value as deemed cost, and thereafter stated at cost less accumulated depreciation and accumulated impairment.

Depreciation is calculated on straight-line basis to write off the cost of fixed assets to their residual values over their expected useful lives. The annual rates of depreciation which have been consistently applied are:

Classification of Asset	Annual Rate (%)
Accounting Packages	33.33%
Servers	33.33%

Intangible assets acquired during the year are depreciated proportionately basing on the period of their use. Similarly, depreciation on disposed of asset is proportionately charged basing on the period of use in the year of disposal. An item of intangible assets is de-recognized upon disposal or when no future economic benefit is expected from its use or disposal. Any gain or loss arising on de-recognition of the asset (calculated as the difference between the net disposal proceeds and the carrying amount of the asset) is included in the income statement in the year the asset is de-recognized

2.4 Impairment of Assets

The carrying amount of TFF's Property, Plant and equipment, intangible assets, loans and investments are reviewed at each balance sheet date to determine whether there is any indication of impairment losses. If there is any indication of impairment, the assets recoverable amount being the greater of its net selling price and its value in use, is estimated. Any impairment loss resulting from the difference between the carrying amount of an asset or its cash-generating unit is greater than its recoverable amount is charged to the income statement in the expense category consistent with the function of the impaired asset.

During the assessment at each reporting date if there is any indication that previously recognized impairment losses may no longer exist or may have decreased, a previously recognized impairment loss is reversed and depreciation charge adjusted in future periods to allocate the asset's revised carrying amount, less any residual value, on a systematic basis over its remaining useful life.

2.5 Revenue Recognition

The Federation's income is classified based on its nature and accounted for on accrual basis.

Player's Registration and Clubs Participation Fees (Income)

Player's registration and clubs' participation fees arise from competition participation and sale of player's registration and transfer cards. Tickets are sold on cash and no credit facility so far is granted. Player's registration and participation fees receivable by any club are calculated by applying the approved rate or formula applicable at the particular period.

Players' registration and clubs' participation fees receivable are measured at carrying amounts less impairment losses. Player's registration and clubs' participation fees receivable are tested for impairment annually to determine their recoverable values.

An allowance of impairment of Players' registration and clubs' participation fees receivable is established when there is objective evidence that the Federation will not be able to collect all amounts due according to the original terms of payment.

Broadcasting Rights and Publicity

Broadcasting rights and publicity are recognized as earned income when there is a reasonable assurance that these will be received and the Federation will comply with the application terms and conditions. Revenue from broadcasting rights and publicity are reported net of agency commissions and are matched on a systematic basis with related costs which these are intended to compensate, and are recognized in the comprehensive income statement as here under:

- Receipts for a specific phase of a competition, the accounting period in which the activity occurs
- Receipts for activities which cover more than one accounting period, on a pro-rata basis.

Interest income is recognized as it accrues (taking into account the effective yield of the assets) unless the collectability is in doubt.

2.6 Revenue Grants

Revenue Grants are recognized where there is reasonable assurance that the grants received and all attaching conditions complied with the grant. When the grant relates to an expense item, the same is recognized as income for the period necessary to match the grant on a systematic basis to the cost that it is intended to compensate.

Where the grant relates to an asset, the fair value is credited to a deferred income account (Capital Grant) and is released to the income statement over the expected useful life of the relevant asset by equal annual installments equivalent to the depreciation rate of the asset.

2.7 Capital Grant

Capital grants comprise of funds received by the Federation to finance acquisition of capital items; as well as grants received in form of fixed assets. The Capital grant in respect of fixed assets is amortized/released to the income statement over the expected useful life of the assets.

2.8 Inventories

Inventories are stated at the lower of cost and net realizable value. Cost comprises direct material and, where applicable, direct labour costs and those overheads that have been incurred in bringing the inventories to their

present location and condition. Cost is determined using the First in First out (FIFO) method. Net realizable value is the estimated selling price in the ordinary course of business less estimated cost to make the sale.

2.9 Trade and other Receivables

Trade and other receivables are recognized and carried at its original invoice amount less allowance for any uncollectible amounts. They are non-derivative financial assets with fixed or determinable payments that are not quoted in an active market. They arise when the Federation provides money sale of rights or services directly to a debtor with no intention of trading the receivable. Appropriate allowance for estimated irrecoverable amounts are recognized in the statement of changes in net assets available for benefits when there is objective evidence that the Federation will not be able to collect all the amounts due according to the original terms of the receivables. Bad debts are written off when specifically identified.

2.10 Cash and Cash Equivalents

Cash and cash equivalents in the balance sheet comprise of Cash at Banks, cash in hand as well as short term deposits with an original maturity of three months or less. For the purpose of the cash flow statement, cash and cash equivalents consist of cash and cash equivalent as defined above.

2.11 Provisions

Provisions are recognized when the Federation has a present obligation (legal or constructive) as result of a past event and is probable that an outflow of resources embodying economic benefits will be required to settle the obligation and a reliable estimate of the amount can be made.

Where the Federation expects some or all of a provision to be reimbursed, for example under an insurance contract, the reimbursement is recognized as a separate asset but only when the reimbursement is virtually certain. The expense relating to any provision is presented in the income statement net of any reimbursement.

2.12 Employee Benefits

Pension plan for Federation's employees is a defined contribution pension obligation in which the Federation pays a fixed contribution to a publicly administered pension fund; the National Social Security Fund (NSSF). The regular monthly contributions are charged to income statement in the year in which they are due.

Provision for survivors' benefit and retirement travel benefit in respect of a deceased/ retiring staff are recognized to income statement when they fall due.

2.13 Loans and Advances

All loans and advances are given to employees of the Federation and are recognized when cash is advanced to the staff. A provision for loan impairment is established when there is objective evidence that the federation will not be able to collect all amounts due according to the contractual terms of the loan. However, all staff loans are recoverable from their salaries and in case of untimely resignation, dismissal or death, recovery is made from respective terminal benefits.

2.14 Foreign Currency Transactions

Transactions designated in foreign currencies are translated into Tanzania shillings at the exchange rate ruling at the transaction date. Monetary assets and liabilities denominated in foreign currencies are translated into Tanzania shillings at the rates of exchange ruling at the balance sheet date. Differences in exchange rates arising as a result thereof are transferred to income statement.

2.15 Capital Work in Progress

Costs related to purchase and constructions of fixed assets are initially recorded as work in progress. When the assets are completed and are ready for the intended use, they are reclassified as fixed assets.

TANZANIA FOOTBALL FEDERATION (TFF)
AUDITED FINANCIAL STATEMENTS FOR THE YEAR ENDED 31ST DECEMBER, 2022

NOTE 2.0 PROPERTY, PLANT AND EQUIPMENTS

DESCRIPTION	LAND	GROUND/	FENCE	TECHNICAL	OFFICE &	MOTOR	COMPUTERS	OFFICE	FURNITURE	TOTAL
		PITCH	AND	CENTRE	STORES	VEHICLES	AND	MACHINES &	AND	
		INFRASTR -	WALLS	BUILDING	BUILDINGS		PEREPHIRALS	EQUIPMENTS	FITTINGS	
	TZS.	RACTURE								
		TZS.								
	TZS.		TZS.	TZS.	TZS.	TZS.	TZS.	TZS.	TZS.	
Cost at 1.1.2022	23,355,000,000	2,150,000,000	220,000,000	920,000,000	445,000,000	390,375,939	134,615,000	140,952,898	76,679,084	27,832,622,921
Additions						288,813,559	27,210,000	28,300,000	1,635,000	345,958,559
Adjustments/(Disposal)						0	0	0	0	
Cost at 31.12.2022	23,355,000,000	2,150,000,000	220,000,000	920,000,000	445,000,000	679,189,498	161,825,000	169,252,898	78,314,084	28,178,581,480
Accumulated Depr. 01.01.2022	-	322,500,000	26,400,000	110,400,000	53,400,000	103,956,266	53,121,464	43,618,893	24,862,020	738,258,643
Charge for the year	-	107,500,000	8,800,000	36,800,000	17,800,000	107,763,477	49,709,195	19,387,862	9,601,917	357,362,451
Adjustment/(Disposal)		0	0	0	0	0	0	0	0	0
Accumulated Depr. 31.12.2022	-	430,000,000	35,200,000	147,200,000	71,200,000	211,719,743	102,830,659	63,006,755	34,463,937	1,095,621,094
Carrying Value at 31.12.2022	23,355,000,000	1,720,000,000	184,800,000	772,800,000	373,800,000	467,469,755	58,994,341	106,246,143	43,850,147	27,082,960,386
Cost at 1.1.2022	23,355,000,000	2,150,000,000	220,000,000	920,000,000	445,000,000	250,336,617	99,965,000	138,422,898	68,679,084	27,647,403,599
Additions						140,039,322	34,650,000	2,530,000	8,000,000	185,219,322
Adjustments/(Disposal)										
Cost at 31.12.2021	23,355,000,000	2,150,000,000	220,000,000	920,000,000	445,000,000	390,375,939	134,615,000	140,952,898	76,679,084	27,832,622,921
Depreciation as at 01.1.2021		215,000,000	17,600,000	73,600,000	35,600,000	63,361,385	31,201,934	26,258,011	15,360,467	477,981,797
Charge for the year	-	107,500,000	8,800,000	36,800,000	17,800,000	40,594,881	21,919,530	17,360,882	9,501,553	260,276,846
Adjustment/(Disposal)										
Accumulated Depr. 31.12.2021	-	322,500,000	26,400,000	110,400,000	53,400,000	103,956,266	53,121,464	43,618,893	24,862,020	738,258,643
Carrying Value at 31.12.2021	23,355,000,000	1,827,500,000	193,600,000	809,600,000	391,600,000	286,419,673	81,493,536	97,334,005	51,817,064	27,094,364,278

NOTE: 2A INTANGIBLE ASSETS

Intangible assets represent the value of software accounting packages (Quick Books, Tally, Sage Evolution, HRM, Payroll and Time Attendance software)

Description	31.12.2022	31.12.2021
COST/VALUATION	TZS	TZS.
As at 1 St January	39,115,000	39,115,000
Additions	<u>184,342,415</u>	<u>184,342,415</u>
Cost as at 31st December	<u>223,457,415</u>	<u>223,457,415</u>
Accumulated Amortization as at 1 st January	60,468,589	28,329,192
Valuation Adjustment		
Add: Charge for the year	32,139,397	32,139,397
Accumulated Amortization as at 31 st December	<u>92,607,986</u>	<u>60,468,589</u>
CARRYING VALUE AS AT 31st December	<u>130,849,429</u>	<u>162,988,826</u>

NOTE 2B CAPITAL WORK-IN-PROGRESS (CIP)

The work in progress is analysed as shown below:

Description	Kigamboni TZS	Tanga TZS	Grand Total TZS
Opening Balance Contractors Work Done as at 01.01.2022	3,992,692,325	4,254,088,140	8,246,780,465
Opening Consultant Work Done as at 01.01.2022	0	0	0
Tax Invoices raised by Consultants for the work done as at 31.12.2022			
ADD: Percentages of Work completed/done (16.99% & 10.42% of the works	<u>372,506,925</u>	<u>8,994,110</u>	<u>381,501,035</u>
Total Capital Work in Progress as at 31.12.2022	<u>4,365,199,250</u>	<u>4,263,082,250</u>	<u>8,628,281,500</u>

Capital Grant advanced to M/s Group Six International Co. Ltd, the Contractor for construction of Technical Centres at Kisarawe II Kigamboni and Mnyanjani, Tanga. The Contractor is advanced TZS 993,560,000 for Kigamboni Technical Sports Centre and TZS 993,560,000 for Tanga and TZS. 145,400,000 to Nimeta Consultancy (T) Ltd which sum up to TZS 2,132,520,000.

The Movement of the advance sum were as follows:

Description	Kigamboni TZS	Tanga TZS
Opening Balance as at 01.01.2022	<u>4,182,648,000</u>	<u>4,068,752,000</u>
Interim Payment Certificate (IPC) NO. 5 (27.41% of the works	<u>0</u>	<u>0</u>
Consultant work done and paid as at 31.12. 2022	<u>182,551,250</u>	<u>194,330,250</u>
	<u>4,365,199,250</u>	<u>4,263,082,250</u>

NOTE 2C ADVANCE TO FIFA PROJECTS CONTRACTOR

The work in progress were calculated as shown below:

Description	Kigamboni TZS	Tanga TZS	Grand Total TZS
Opening balance as at 01.01.2022	372,506,925	8,994,110	381,501,035
Paid Interim Payment Certificate (IPC) No. 1 to No. 4			
LESS: Percentages of Work completed/done (16.99% & 10.42% of the works transferred to CIP	<u>(372,506,925)</u>	<u>(8,994,110)</u>	<u>(381,501,035)</u>
Total Advanced to Contractor as at 31.12.2022	<u><u>0</u></u>	<u><u>0</u></u>	<u><u>0</u></u>

NOTE: 3.0 CURRENT ACCOUNT WITH TPLB - TZS. 210,737,750

Current Account with TPLB of TZS 210,737,750 as at year end represents balance of funds received by TPLB and not yet paid to Federation as at the year ended December, 2022.

NOTE: 4.0 TRADE RECEIVABLES AND PREPAYMENTS

Description	31.12.2022 TZS	31.12.2021 TZS
Tanzania Breweries Ltd	3,506,147,110	3,506,147,110
Ministry of Information, Culture and Sports	135,993,935	135,993,935
Trade Receivables	517,940,274	626,391,566
Sundry Receivables and Prepayments	23,412,578	31,369,856
Staff Imprest	1,420,770,837	1,197,957,785
Staff Loans and Advances	108,162,824	110,242,855
Members and Others Receivable	461,789,795	461,789,795
Due from Clubs	406,745,137	511,276,518
Creditors with Debit Balances	<u>746,701,200</u>	<u>340,524,592</u>
Sub Total	<u>7,327,663,690</u>	<u>6,921,694,012</u>
Less: Provision for Impairment Loss	<u>724,846,487</u>	<u>999,581,041</u>
TOTAL	<u>6,602,817,203</u>	<u>5,922,112,971</u>

NOTE: 5.0 CASH AND CASH EQUIVALENTS

Description	31.12.2022 TZS.	31.12.2021 TZS.
NBC Bank Samora A/C No. 3566	897,970	100,000
NBC Bank -FAP A/C No.4770	2,198,895	2,776,536
CRDB Bank Holl. H'se A/C NO.01J1019956600	31,681,885	1,157,655
CRDB Bank Holl. H'se A/C No. 00i1019956700	3,506,436	477,600
CRDB Bank USD A/C NO.0250019956600	457,505	370,177
KCB Bank A/c No. 3390219250	9,822,122	7,093,019
DTD Bank A/C No.	102,263	102,263
KCB Dollar Account A/C No. 3390232591	277,611	276,289
STANBIC BANK TZS A/C No. 9120000684579	329,171	433

Description	31.12.2022	31.12.2021
	TZS.	TZS.
STANBIC BANK TZS A/C No. 9120000	20,000	20,000
STANBIC BANK USD A/C No. 9120000312647	1,061,055	1,004,222
STANBIC BANK USD A/C No. 9120000508320	134,145	134,145
STANBIC BANK USD A/C No. 9120000725119	54,654	9
NBC USD FAP Account No. 012105004770	958,512	0
NBC USD AccountNo. 12105029730	2,437,865	0
NBC USD Account No. 121003025306	23,323,489	0
NBC USD Account No 012103003566	897,970	0
CASH CONTROL ACCOUNT	<u>0</u>	<u>900,000</u>
TOTAL	<u>75,064,683</u>	<u>14,412,348</u>

NOTE: 6.0 FIFA GRANTS AT KIGAMBONI AND TANGA

FIFA Grants in Kisarawe II Kigamboni Dar es salaam and Mnyanjani Tanga City is as shown below:

Description	TZS
Tax invoice Raised by Consultant for the work done for Kisarawe II Kigamboni DSM and Mnyanjani Tanga Projects	376,881,500
Paid Interim Payment Certificate (IPC) No. 1 to No. 4 for Kisarawe II Kigamboni project	4,182,648,000
Paid Interim Payment Certificate (IPC) No. 1 to No. 4 for Mnyanjani Tanga project	<u>4,068,752,000</u>
Total Grants as at 31.12.2022	<u>8,628,281,500</u>

NOTE: 7.0 CAPITAL GRANTS

Description	31.12.2022	31.12.2021
	TZS.	TZS.
FIFA Goal Project Buildings - 4%	920,000,000	920,000,000
FIFA - Karume Football Pitch Boundary Wall -4%	220,000,000	220,000,000
FIFA - Tractor Grant	<u>15,000,000</u>	<u>15,000,000</u>
	1,155,000,000	1,155,000,000
Previous year costs of Grants	724,945,401	724,945,401
Less: Previous 2020 Revaluation Adjustments	<u>(724,945,401)</u>	<u>(724,945,401)</u>
Revaluation Figure	1,155,000,000	1,155,000,000
Add: Previous years Amortization	0	537,968,677
Difference on Amortization previous year	<u>0</u>	<u>0</u>
Previous Amortization	0	537,968,677
Add/(Less): Previous Amortization costs	<u>49,350,000</u>	<u>(537,968,677)</u>
Add: Amortization made during the year	<u>49,350,000</u>	<u>49,350,000</u>

Total at year end	<u>98,700,000</u>	<u>49,350,000</u>
TOTAL	<u>1,056,300,000</u>	<u>1,105,650,000</u>

NOTE: 8.0 REVALUATION RESERVE TZS 25,686,754,286

The Property, Plant and Equipment (PPE) of the Federation were re-valued at 31st December 2012 and 31st December, 2018 respectively by professional Valuers **M/S AFRICA PROPERTY LIMITED** of P.O. Box 32822.e-mail address africapropertyltd@gmail.com, resulting into a revaluation surplus of **TZS. 25,686,754,286**. The basis of valuation adopted was the depreciated replacement cost. Depreciation on the re-valued assets was appropriately charged during the year 2020. The revaluation surplus is not available for distribution by way of cash.

NOTE: 9.0 ACCUMMULATED SURPLUSES

Description	31.12.2022 TZS.	31.12.2021 TZS.
Balance Brought Forward (1 st January)	799,538,053	1,227,453,568
Prior year adjustments TRA Statutory Payables	1,372,030,421	0
Add: Surplus/(Deficit) for the year	<u>(1,376,440,930)</u>	<u>(427,915,515)</u>
Balance C/F as at (31st December)	<u>795,127,544</u>	<u>799,538,053</u>

NOTE: 10 DEFERRED INCOME - 0

There was no deferred income during the year since no funds was received in advance form Azam PAY TV for the second and third quarters as per sponsorship agreement. The accounting period is ending on 31st December, 2022 hence funds received for the subsequent year of income ending December, 2022 has to be apportioned and deferred for the subsequent accounting period.

NOTE: 11.0 PAYABLES AND ACCRUED CHARGES

Description	31.12.2022 TZS.	31.12.2022 TZS.
Trade Payable - Local	5,626,349,012	2,454,673,753
Restructuring Payable	51,708,542	51,708,542
Staff with Credit Balance	2,709,395	2,709,395
Sundry Trade Payable	39,209,576	0
TRA Pay As You Earn (PAYE) Payable	0	1,235,625,445
National Social Security Fund Payable	436,356,229	306,679,546
PPF Payable	2,040,000	2,040,000
HESLB Payable	20,532,000	15,762,000

TANZANIA FOOTBALL FEDERATION (TFF)
Audited Financial Statements for the Year ended 31st December, 2022

Description	31.12.2022	31.12.2022
	TZS.	TZS.
Salaries payable	35,067,265	282,128,641
TRA Skills and Development Levy Payable	0	79,976,445
Workers Compensation Fund	43,842,199	36,660,340
Staff Leave Payable	0	93,111,764
Match Returns Payable	11,090,196	11,090,196
Tanzania Revenue Authority VAT Payable	0	1,421,646,526
CECAFA Kagame Cup	92,447,616	0
Due to Clubs	20,892,341	20,892,341
Accrued Charges	<u>177,620,000</u>	<u>101,700,000</u>
TOTAL	<u>6,559,864,371</u>	<u>6,116,404,934</u>

NOTE: 12.0 REVENUE FROM GATE COLLECTIONS

Description	2022	2021
	TZS.	TZS.
5% International Match	108,951,161	149,515,744
First and Second Division League	2,781,103	1,361,507
TFF U.20 Youth League	0	39,786
Community Shield (Ngao ya Hisani)	292,805,127	145,466,578
Azam Sports Federation Cup	116,392,023	157,259,623
Regional Champions League	417,360	1,545,891
Tanzania Woman's Premier League	45,346	309,889
CAF Share	38,492,062	7,781,711
Other matches	115,970,222	85,994,051
5% TFF Premier League Income	<u>186,746,366</u>	<u>252,768,207</u>
TOTAL	<u>862,600,770</u>	<u>802,042,987</u>

NOTE: 13.0 DONATIONS AND FUNDS FROM SPONSORS

Description	2022	2021
	TZS.	TZS.
FIFA (FAP Funds)	3,742,525,200	4,171,341,749
CAF Assistance	1,018,247,590	1,014,263,200
CECAFA	20,000,000	0
Other Local Donations	130,000,000	320,586,366
National Team Income (Note 14A)	1,563,000,000	1,596,181,600
Sponsorship Income (Note 14B)	<u>3,022,993,425</u>	<u>2,409,960,928</u>
TOTAL	<u>9,496,766,215</u>	<u>9,512,333,843</u>

NOTE: 14A NATIONAL TEAM (TAIFA STARS) INCOME

Description		
National Team Taifa Stars	993,000,000	1,211,181,600
National Team Twiga Stars	400,000,000	200,000,000
National Team Serengeti Boys	<u>170,000,000</u>	<u>185,000,000</u>
TOTAL	<u>1,563,000,000</u>	<u>1,596,181,600</u>

NOTE: 14B SPONSORSHIP INCOME

The Federation has entered an agreement with Azam Media - PAY TV Ltd to have broadcasting rights for Premier League, Women Premier League and Youth League.

Description		
Azam media Ltd (FA Cup)	719,500,000	1,001,500,000
Azam Sports Broadcasting Income	1,612,730,000	548,250,000
Premier League Sponsorship	374,600,000	362,354,999
Other Revenue/Sponsors	166,163,425	75,193,369
Revenue From Marketing Rights	30,000,000	0
Community shield (KCB)	0	127,500,000
Previous year Deferred Income	<u>120,000,000</u>	<u>295,162,560</u>
TOTAL	<u>3,022,993,425</u>	<u>2,409,960,928</u>

NOTE: 15.0 REVENUE FROM CLUBS

Description		
Fines, Appeals and Penalties	15,379,938	12,100,000
Participation Fees -PL,FDL&SDL	24,180,000	24,000,000
Foreign Players Fees	464,000,000	300,000,000
Players License Fees	<u>29,024,500</u>	<u>30,058,000</u>
TOTAL	<u>532,584,438</u>	<u>366,158,000</u>

NOTE: 16.0 OTHER INCOME

Description	2022	2021
	TZS.	TZS.
Gain on Disposal of Fixed Motor Vehicles	2,000,000	1,500,000
Workshop Seminar & Training	27,865,200	17,090,417
Gain on Foreign Exchange	0	0
Tender Fee	<u>500,000</u>	<u>14,100,000</u>
TOTAL	<u>30,365,200</u>	<u>32,690,417</u>

NOTE: 17.0 NATIONAL TEAMS RUNNING EXPENSES

TANZANIA FOOTBALL FEDERATION (TFF)
Audited Financial Statements for the Year ended 31st December, 2022

Description	2022 TZS.	2021 TZS.
Taifa Stars Running Expenses	1,285,895,771	1,183,091,751
Taifa Stars Coach Expenses	572,147,572	139,506,449
Sports Delegation Abroad	16,822,000	32,328,500
U-23 National Team Expenses	228,479,111	441,070,545
FIFA Women Leadership Course	99,341,212	15,290,850
U-13,U-15,U16 & U-17 National Teams Expenses	328,419,361	545,182,506
Air tickets Expenses	9,920,000	310,533,788
National Team Accommodation Expenses	221,245,487	146,799,293
Sports Equipment Expenses	218,400,000	179,426,248
Travelling - Abroad External Expenses	593,582,945	401,723,021
Training (Sports Gear & Equipment)	8,865,000	8,800,000
Visa fee, Vaccination and Passport Charges	26,336,000	32,480,613
Beach Soccer Expenses	216,183,566	252,042,274
Twiga Stars Running Expenses	<u>1,259,734,019</u>	<u>287,322,425</u>
TOTAL	<u>5,085,372,044</u>	<u>3,975,598,263</u>

NOTE: 18.0 PREMIERS LEGUE AND OTHER COMPETITIONS EXPENSES

Descriptions		
Premier League	10,527,600	132,724,115
CAF Development Expenses	103,951,000	0
CAF Annual General Meeting Expenses	23,278,000	0
CECAFA -Expenses	80,059,177	61,702,676
Community Shield (Ngao ya Hisani)	24,513,000	28,914,090
Domestic Competition - Girls	16,714,000	0
Match Expenses	52,789,920	44,300,246
First Division League	2,775,000	0
Match Officials Expenses	3,839,600	2,400,000
U-17 & U-20 Youth League Expenses	42,818,729	143,230,000
Women's League Expenses	279,173,000	415,535,580
Federation Cup Expenses	27,821,203	1,334,746
Communication and Transport	5,857,000	6,245,750
Broadcasting and Media Rights	20,005,000	1,300,000
Match Commissioner	0	4,570,837
TFF Event and Bonanza	5,900,000	1,593,220
FA Cup Expenses	530,587,800	767,886,685
Regional Champions League	<u>140,029,390</u>	<u>72,328,000</u>
TOTAL	<u>1,370,639,419</u>	<u>1,684,065,945</u>

NOTE: 19.0 STAFF SALARIES AND OTHER BENEFITS

Description		
Salaries and Wages	1,436,371,828	1,316,784,552
NSSF Employers Contribution	159,807,183	131,678,455
Skill and Development Levy Expenses	57,454,873	55,937,625
Workers Compensation Fund Expenses	7,181,859	10,513,702
Staff Training and Seminars	24,991,000	130,715,744
Staff Medical Chargers	25,706,366	8,329,000
Staff Match Allowance	40,615,000	22,604,000
Staff Meals Expenses	33,449,600	128,149,406
Staff Development Fund Expenses	5,032,000	1,450,000
Staff Acting Allowance	0	23,325,000
Casual & Volunteer Allowances	70,050,000	49,480,000
Staff Leave Compensation	98,016,402	40,714,477
Office Tea and Snacks	2,363,000	1,506,500
Staff Overtime Allowance	12,600,000	18,030,000
Allowance for Secretariat	2,550,000	21,634,160
TOTAL	<u>1,976,189,111</u>	<u>1,960,852,621</u>

NOTE: 20.0 PERSONNEL AND ADMINISTRATIVE EXPENSES

Description	2022 TZS.	2021 TZS.
Consultancy fee Expenses	78,020,000	39,250,000
Transport Expenses	685,000	1,250,000
Air tickets Expenses	840,560,222	724,277,845
Office Buildings Repair & Maintenance Expenses	18,047,500	8,650,000
Other Administrative cost	22,267,797	9,561,525
Hire for Equipment Expenses	710,000	960,000
President CAF Share Expenses	57,898,250	58,000,000
President, GS and Directors Benefits Expenses	30,465,000	0
Marketing and Communications Expenses	450,000	200,000
Postage and Courier Services Expenses	230,000	1,617,000
Telephone and Fax Expenses	12,066,126	16,889,542
Electricity and Water Expenses	39,101,000	39,268,708
Printing and Stationery Expenses	72,765,100	68,922,217
Office and General Expenses	21,398,430	34,567,847
Audit Expenses	47,900,000	60,600,000
Tender Expenses	47,153,898	12,000,000
Entertainment/Public Relations Expenses	32,845,064	11,466,921
Travelling -Inland Expenses	422,156,715	343,850,209
Advertisement Expenses	15,529,732	10,709,240
Environmental Cleaning Expenses	100,000	260,000

TANZANIA FOOTBALL FEDERATION (TFF)
Audited Financial Statements for the Year ended 31st December, 2022

Description	2022 TZS.	2021 TZS.
Insurance Expenses	24,320,795	9,790,760
Hiring Transport for International matches	70,922,200	32,455,654
Legal and Other Consultancy Expenses	5,885,000	27,474,900
Realized on Exchange	0	15,333,939
Fuel and Oils Expenses	98,039,227	57,223,749
Fuel for Generator	6,225,000	3,791,340
Garbage Collection	0	300,000
Office Equipment Repairs and Services	70,000	1,532,800
Gifts and Donations to Regions	51,400,000	83,420,000
Office Buildings Repairs and Maintenance	420,000	8,650,000
Extra Duty Allowances	7,466,000	0
Workshop, Training and Seminars Expenses	16,761,600	200,000
General Miscellaneous Expenses	50,802,919	11,588,250
Security Guards Expenses	44,000,000	54,160,000
FIFA and CAF Fines Expenses	72,427,874	0
Hostel Expenses	2,160,000	3,292,000
Motor Vehicle Repairs and Maintenance	39,467,821	27,654,490
Generator Repairs and Maintenance	6,082,100	37,575,546
Karume Up- keeping Expenses	21,066,356	0
Office Rent Expenses	17,467,400	97,559,910
Staff Terminal Benefits Expenses	24,398,100	53,270,000
Professional Fee Expenses	806,000	5,759,457
Website Designing & Hosting Expenses	40,816,370	20,446,047
Taxi Hiring Expenses	2,532,969	6,080,709
Venue Hiring Expenses	3,254,661	4,001,400
Condolences Expenses	<u>6,500,000</u>	<u>19,855,000</u>
TOTAL	<u>2,373,642,226</u>	<u>2,023,717,005</u>

NOTE: 21.0 GENERAL ASSEMBLY AND MEMBERS EXPENSES

Description	2022 TZS.	2021 TZS.
General Assembly Expenses	366,373,703	407,888,026
Executive Committee Meeting Expenses	227,006,499	205,169,336
Sub Committee - Election	6,890,000	87,152,600
Election Appeal Committee	6,500,000	25,700,000
Board of Trustee	13,576,692	10,700,000
Sub Committee - Disciplinary	6,000,000	13,425,000
Sub Committee - Medical	0	1,630,000
Sub Committee - Competitions	0	18,197,000
Referees Committee	4,912,237	17,767,019
Finance Committee	17,825,000	48,632,102
Technical Committee	7,220,000	3,550,000
Constitution, law and players Committee	34,350,000	20,955,000

TANZANIA FOOTBALL FEDERATION (TFF)
Audited Financial Statements for the Year ended 31st December, 2022

Description	2022 TZS.	2021 TZS.
Project Management Committee	24,713,000	66,780,424
Media & Marketing committee	400,000	16,520,550
Club License Committee	20,169,000	18,850,000
Ethics Committee	32,116,400	28,786,512
Other Affiliates Expenses	6,500,000	0
Women Course Expenses	45,209,558	0
Audit Committee	<u>21,452,300</u>	<u>24,688,400</u>
TOTAL	<u>841,214,389</u>	<u>1,016,391,969</u>

NOTE: 22.0 DEVELOPMENT AND RELATED EXPENSES

Description	2022 TZS.	2021 TZS.
Customs Clearance Charges	50,159,434	8,663,643
Grassroots Project Expenses	9,568,000	6,858,680
FIFA Expenses	4,640,000	28,839,506
Workshops, Seminars and Training	<u>52,772,000</u>	<u>35,322,882</u>
TOTAL	<u>117,139,434</u>	<u>79,684,711</u>

NOTE: 22.0 DEVELOPMENT AND RELATED EXPENSES

Description	2022 TZS.	2021 TZS.
Customs Clearance Charges	50,159,434	8,663,643
Grassroots Project Expenses	9,568,000	6,858,680
FIFA Expenses	4,640,000	28,839,506
Workshops, Seminars and Training	<u>52,772,000</u>	<u>35,322,882</u>
TOTAL	<u>117,139,434</u>	<u>79,684,711</u>

NOTE: 23.0 ACCRUED AUDIT AND CONSULTANCY FEES

Description	2022 TZS.	2021 TZS.
TAC Associates -	76,700,000	76,700,000
KPMG	23,500,000	12,000,000
Consultancy fee Consolidation	<u>77,420,000</u>	<u>23,000,000</u>
TOTAL	<u>177,620,000</u>	<u>111,700,000</u>

NOTE: 24.0 OPERATING FINANCIAL CHARGES

Description		
Bank Charges - TFF	33,474,644	28,853,402
Interest Expenses	<u>4,172,335</u>	<u>0</u>
TOTAL	<u>37,646,979</u>	<u>28,853,402</u>

NOTE: 25.0 DEPRECIATION AND AMORTIZATION EXPENSES

Description		
TFF Property Plant and Equipment	357,362,451	260,276,846
Intangible Assets	<u>32,139,397</u>	<u>49,350,000</u>
TOTAL	<u>389,501,848</u>	<u>309,626,846</u>

NOTE: 26.0 CONTINGENT LIABILITIES

(1) As at 31st December, 2019, the Tanzania Football Federation had a Contingent Liability arising from Crime Cases No. of 2019 where TFF paid Michael Wambura, who was not the right recipient on behalf of M/s Jeck System Ltd as detailed below: -

Description	2022 TZS.	2021 TZS
Case proceeds paid by Michael Wambura to be paid to Jeck Systems Ltd	114,396,250	114,396,250

(2) As at 31st December, 2022, the Tanzania Football Federation had a Tax Liability amounting to TZS.12,423,619,687. TFF applied for wave of all Tax Liability including fines and penalties as during the same period utilized TZS. 14,953,066,637.75 for National Teams expenses which is a Nation obligation.

Description	31.12.2022 TZS.
Tax Liability 2016 - 2022	12,423,619,687

NOTE: 27.0 VAT COLLECTED

During the year 2022 the Federation collected Value Added Tax (VAT) on gate collections and subsequently disbursed to Tanzania Revenue Authority to the tune of TZS as shown hereunder:

Description	2022 TZS.	2021 TZS
Gate Collection in Various Matches		2,686,992,255

during the year	
Value Added Tax Collected during the year (18%)	483,658,606
Gate Collections Net of Value Added Tax	2,203,333,649

NOTE: 28.0 CAPITAL COMMITMENTS

The Management certifies that there was ongoing capital commitment of two TFF Technical Sports Centers in Kigamboni, Dar es Salaam and in Mnyanjani, Tanga City. Both centers are financed by FIFA and are at the completion stages as at year end. The total cost of Grants from FIFA is estimated to be USD 5,000,000 to its completion.

NOTE: 29.0 HIGH COURT PROCEEDS

As at 31st December, 2022, the Tanzania Football Federation had probable proceed claims arising from Crime Cases No. 213 of 2017 concluded in favor of TFF thus claiming as detailed below: -

Description	31.12.2022 USD. Claimed	31.12.2022 TZS Equivalent Claimed
Jamal Malinzi and 4 others ordered to pay the amount	375,418	0
Exchange rate used is 1 USD for TZS. 2,320.40	2,320.40	871,119,927

NOTE: 30.0 FUNCTIONAL CURRENCIES AND PRESENTATION CURRENCY

The functional currency of the Federation, which is also its presentation currency, is Tanzanian Shillings.

NOTE: 31.0 APPROVALS OF FINANCIAL STATEMENTS

The financial statements will be approved by the Members Executive Committee of the Federation and authorized for issue on 29th June, 2023.

NOTE: 32.0 COMPARATIVE FIGURES

Previous year's figures have been re-grouped wherever considered necessary in order to make them comparable with current year's figures.

